



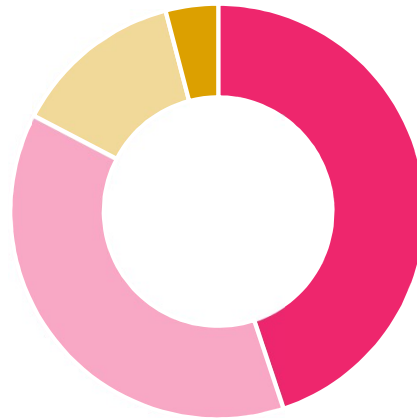
LONDON COMMUNITY STORY

BELONGING

Belonging to London

Most Londoners exhibit high levels of belonging to London, with 81 per cent saying they belong 'very' or 'fairly' strongly to the city. Very few Londoners, just four per cent, say that they belong to London 'not at all strongly'

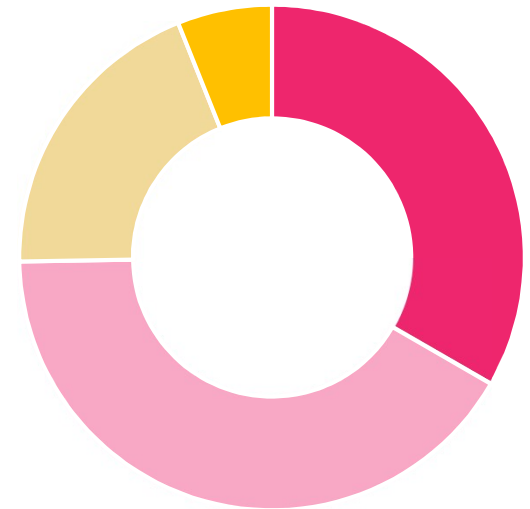
- Very Strongly, 44%
- Fairly, 37%
- Not very, 13%
- Not at all strongly, 4%



Local area belonging

Almost three quarters of Londoners say they belong to their local area. Very few Londoners (six per cent) say they belong 'not at all strongly' to their local area

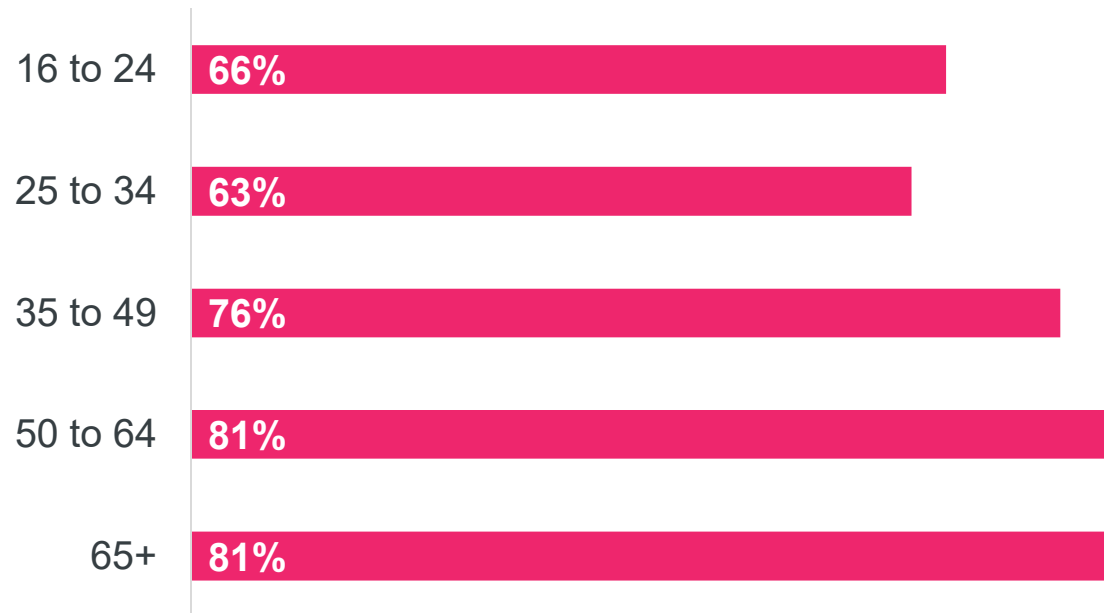
- Very Strongly, 33%
- Fairly, 41%
- Not very, 19%
- Not at all strongly, 6%



BELONGING

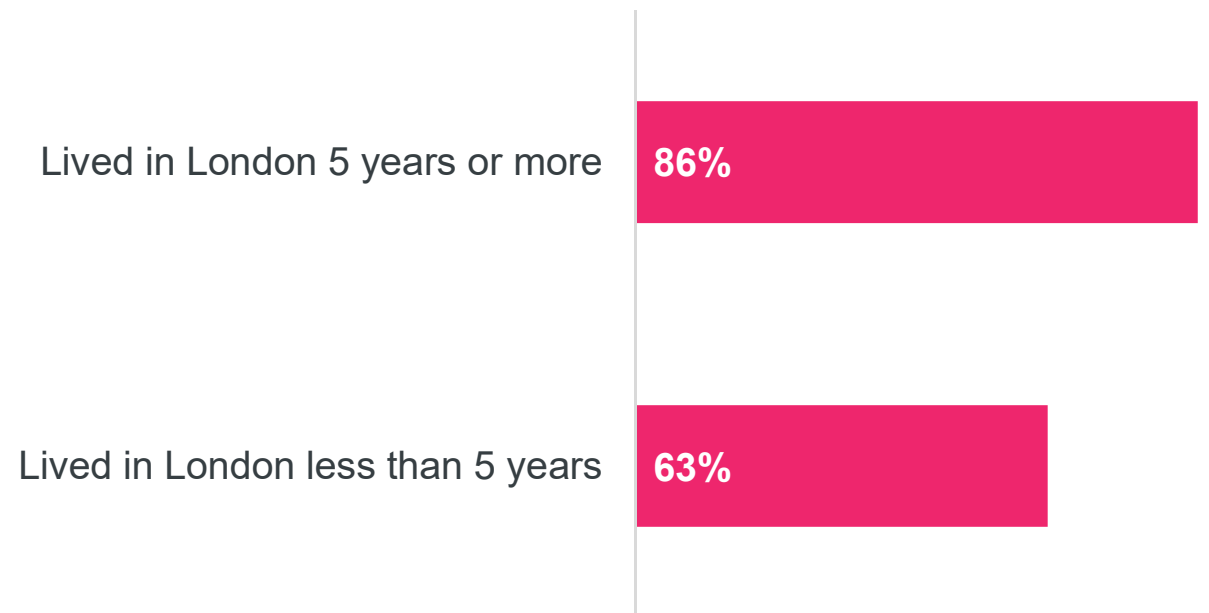
Younger Londoners are less likely to feel they belong to their local area

Proportion saying they belong 'very' or 'fairly strongly' to their local area (%)



Londoners who moved to the city more recently are less likely to feel they belong to London

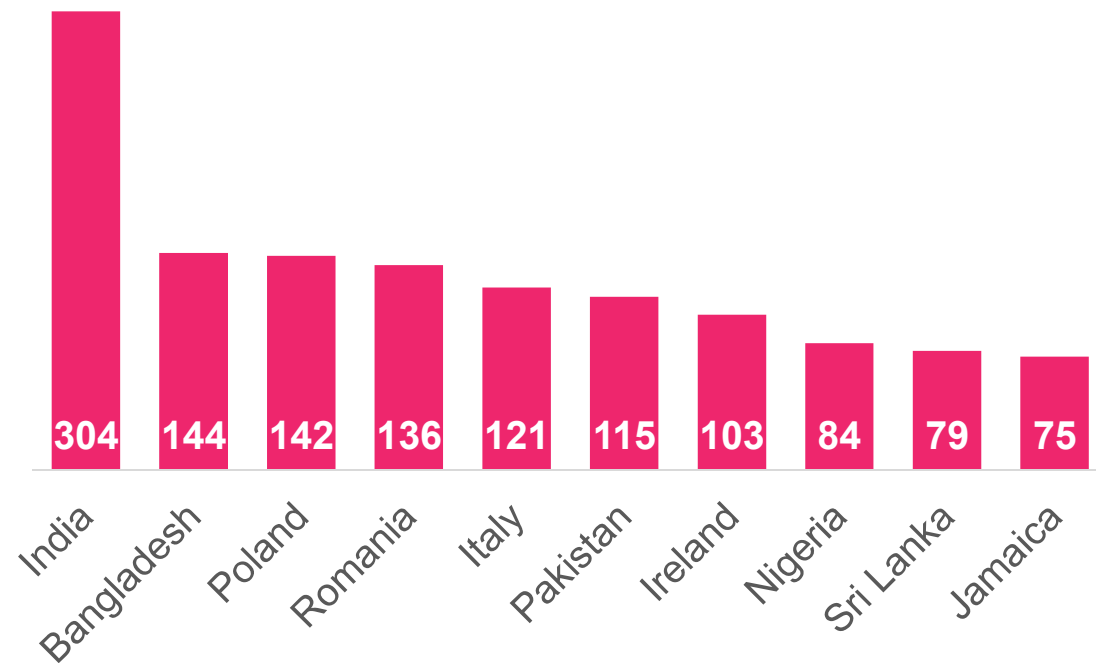
Proportion saying they belong 'very' or 'fairly strongly' to their local area (%)



JOURNEYS AND TRAVELLING

36 per cent of London's population were born outside the UK

Most common non-UK country of birth in London, 2018 (thousands)



39 per cent of London's UK-born population did not go to school in London

Source: GLA (2019) The Survey of Londoners

790,000 people live outside London and commute to a job in the capital

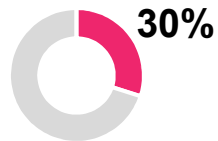
Source: 2011 Census

RELATIONSHIPS

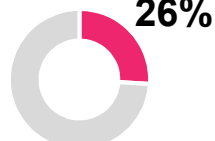
Social mixing

Only 9% of Londoners report mixing socially with adults from a different social class, compared with 30% by ethnicity

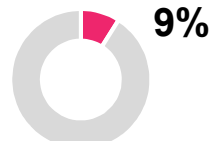
Adults of a different ethnic background



Older or younger adults

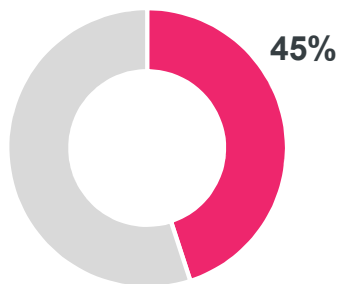


Adults of a different social class



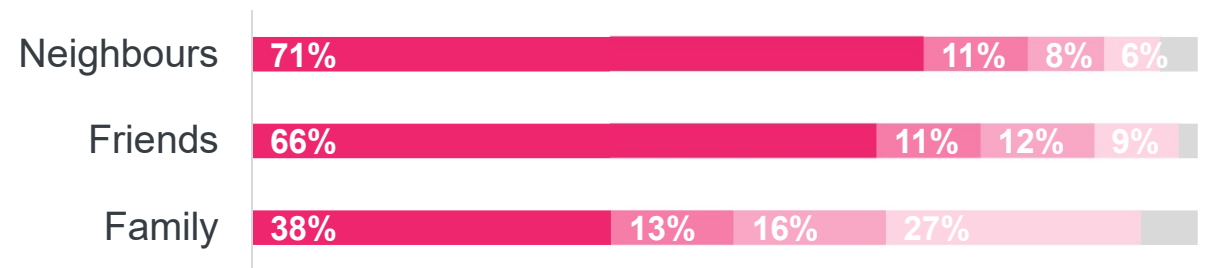
Relationships with neighbours

Almost half (45%) of Londoners borrow things and exchange favours with neighbours



Londoners are in regular contact with their friends and family

Proportion of Londoners having face-to-face contact with family/friends/neighbours they do not live with, by frequency



■ Once a week or more
■ Around once a fortnight
■ Monthly
■ Less than once a month
■ Never

Loneliness and Social Isolation

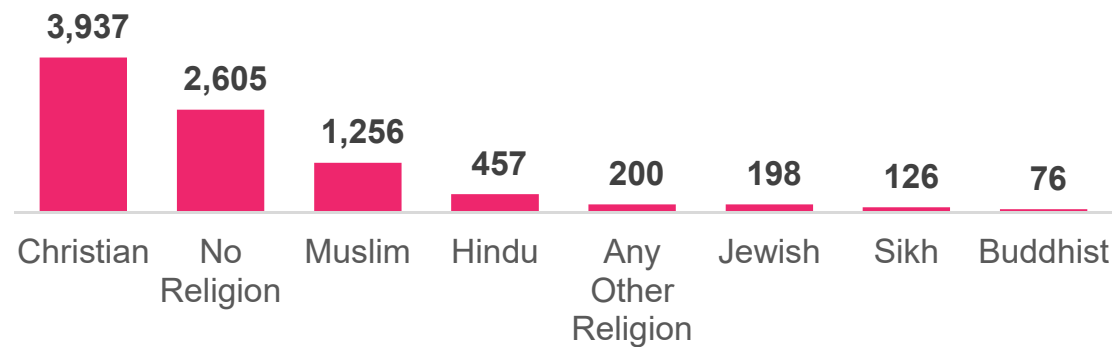
27% of Londoners are socially isolated and do not have a friend they can rely on a lot in an emergency. Young Londoners are most likely to be socially isolated (32 per cent)

CITY INTELLIGENCE

IDENTITY

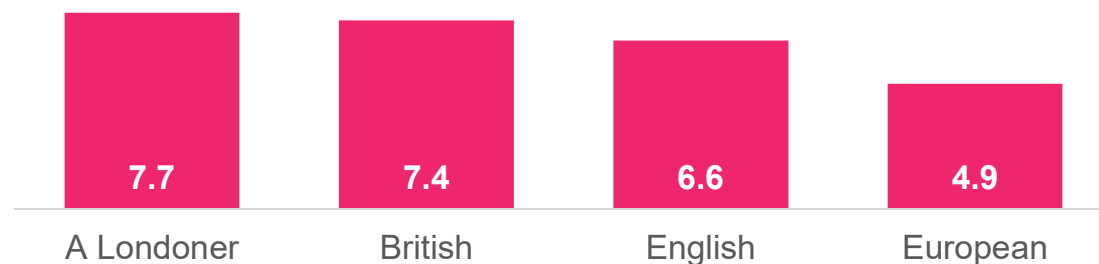
Religion in London's population

Londoners by religion, thousands



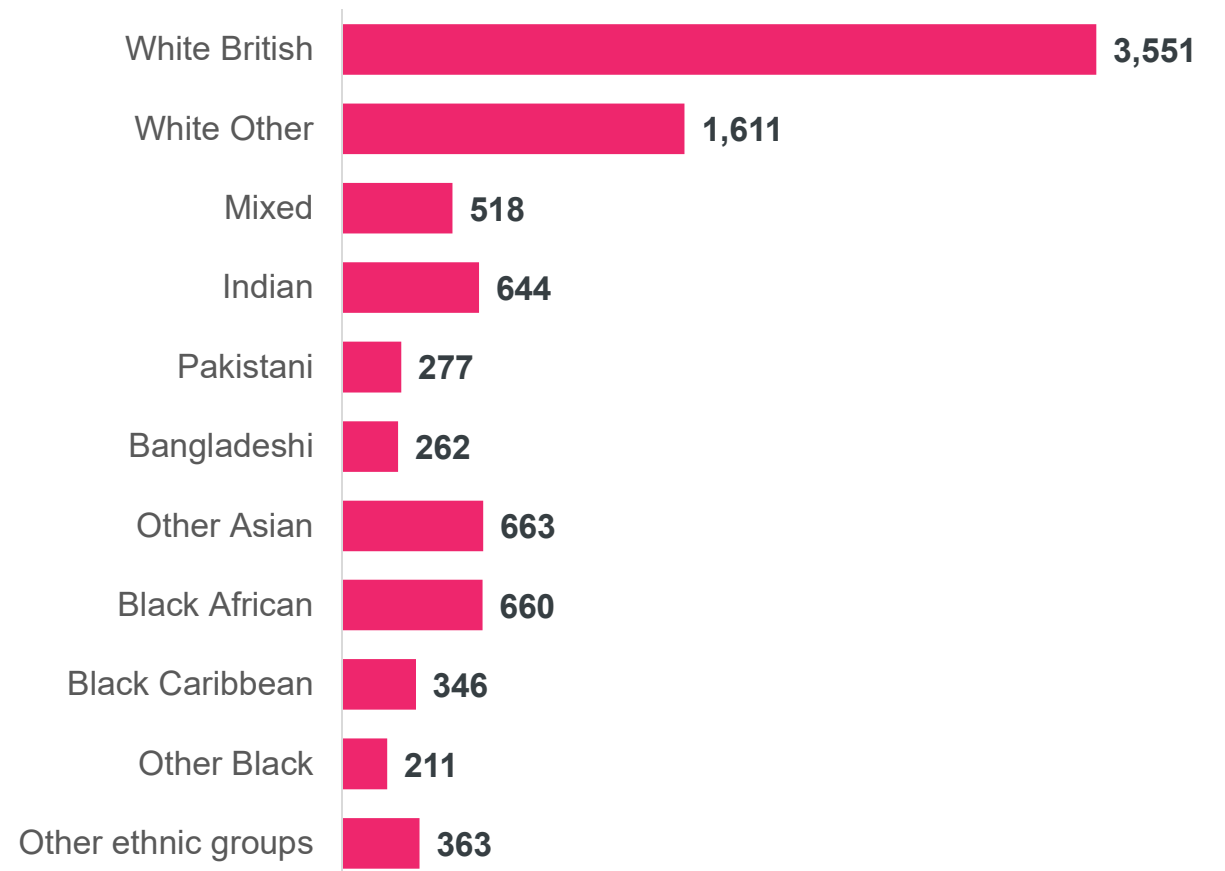
Londoners identify more with London than with Britain, England or Europe

Average scores when a sample of Londoners are asked 'on a scale of 0-10, to what extent do you think of yourself as each of the following?'



Ethnicity in London's population

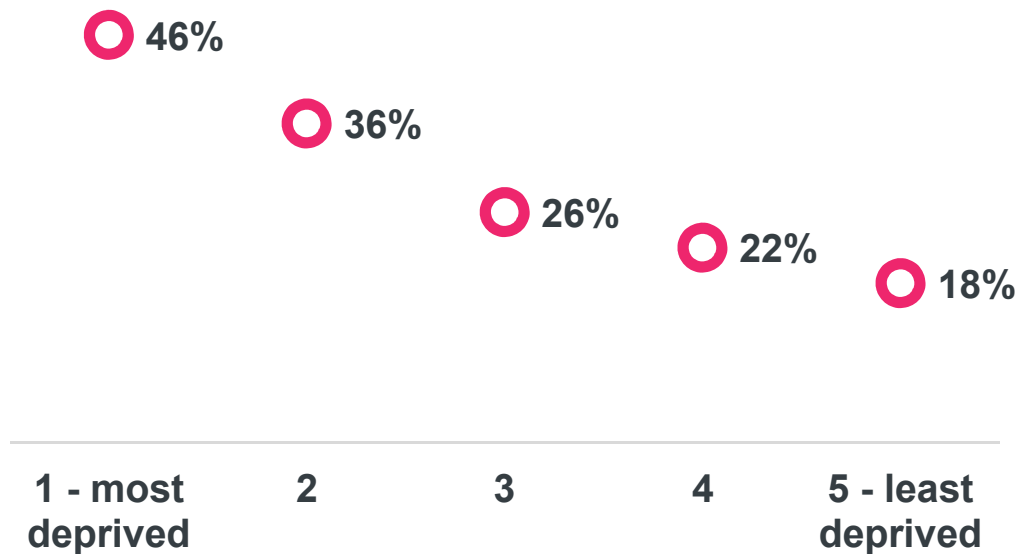
Londoners by ethnic group, thousands



EQUALITY

Savings

Londoners living in more deprived areas (and 33% of Londoners overall) are much more likely to have less than £1,500 in savings



Black, disabled and young Londoners are less likely to have £1,500 in savings than the overall average

Unfair Treatment

More than one-third of Londoners (35 per cent) have been treated unfairly in the last 12 months because of one or several protected characteristics or because of their social class.

Londoners are most likely to have been treated unfairly because of their ethnicity, followed by age, sex, social class and religion.

English language proficiency

Of those Londoners for whom English was not a first language, 91 per cent are proficient in English.

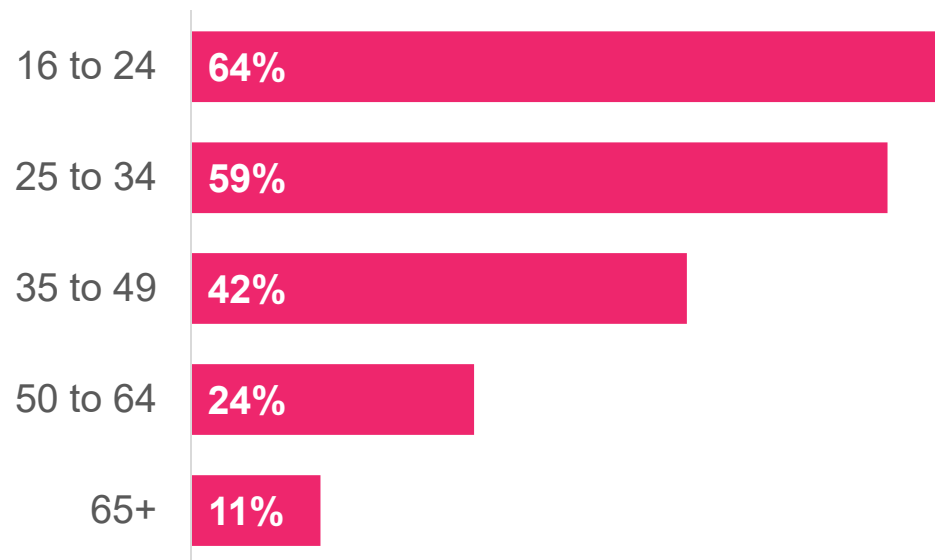
DIGITAL COMMUNITIES

Social media

Forty-four per cent of Londoners use their social media and messaging accounts several times a day

Frequent usage of social media is more common among younger Londoners

Proportion accessing both social media and messaging accounts several times a day



Londoners who have lived in the city for less than 5 years are more likely to be frequent users of social media

Proportion accessing both social media and messaging accounts several times a day

